



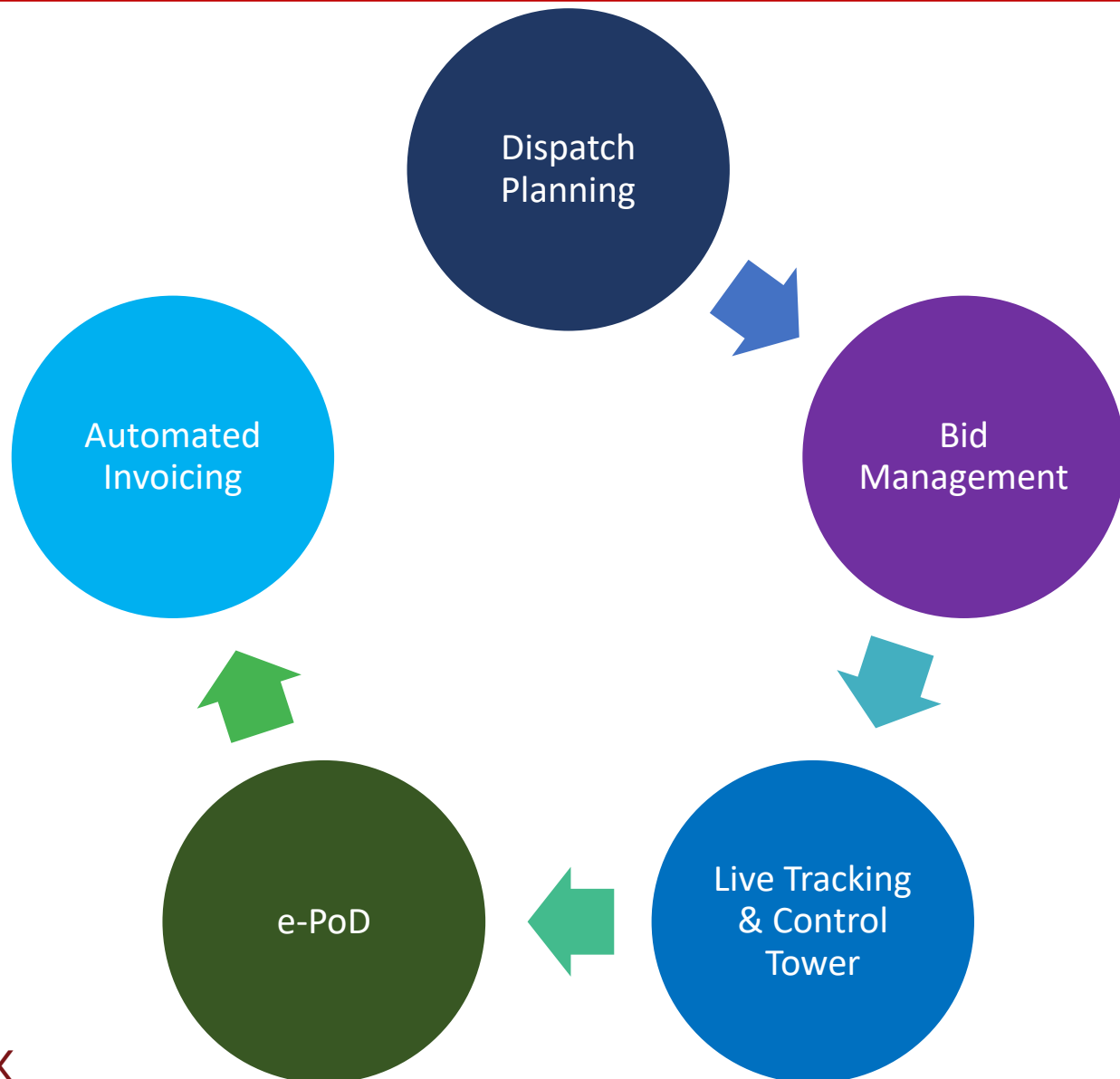
# OPTI-PORT

CLOUD BASED TRANSPORTATION MANAGEMENT  
AND  
OPTIMIZATION SUITE

# End to End Logistics Process Automation and Digitization

The screenshot displays the Saddle Point Technologies dashboard. The interface features a top navigation bar with the company logo on the left and home and power icons on the right. A left-hand sidebar contains a menu with the following items: DASHBOARD, DISPATCH PLANNER (with a dropdown arrow), BID MANAGEMENT (with a dropdown arrow), CONTROL TOWER, PROOF OF DELIVERY, INVOICING, DATA MANAGEMENT (with a dropdown arrow), and REPORTS. The main content area is a grid of seven colored tiles: a large dark blue tile labeled 'DASHBOARD', an orange tile labeled 'DISPATCH PLANNER', a purple tile labeled 'DATA MANAGEMENT', a green tile labeled 'BID MANAGEMENT', a light green tile labeled 'CONTROL TOWER', a teal tile labeled 'PROOF OF DELIVERY', a blue tile labeled 'INVOICING', and a large pink tile labeled 'REPORTS'. At the bottom left of the dashboard, the text reads 'Version 1.0 © Saddle Point Technologies (Optimized for Google Chrome)'.

# The Opti-Port Suite



Cloud Suite for Integrated Dispatch and Logistics Planning

Modular Architecture (Pick and Choose)

4 different ways of Tracking Vehicles

Integrated with leading Telecom providers for SIM based Tracking

RFID based Vehicle Availability Check

Integrated KPI Dashboards, Analytics and Real Time Alerts

# Dispatch Planning and Optimization

## Highlights

Channel based Dispatch Planning

Truck Load Building with the Right Product Mix

Demand Profiling and Demand Sensing Features

Shelf-Life based Dispatch Planning

Saddle Point Technologies  
Network Optimizer Configuration Manager Admin Configuration

Reports & Charts [BASE\_SCENARIO] Vehicle Requirement

1 of 2

Resource Location Location To Scenario Generate

	Location	Location To	Resource	Time Series	02/25/2018	02/26/2018	02/27/2018	02/28/2018	03/01/2018	03/02/2018	03/03/2018
1	TLP	KL2_CSD	32ft	Number of Modes Required	1						
2	TLP	MH1_CSD	32ft	Number of Modes Required	3	1	1	1			
3	TLP	MH2_CSD	32ft	Number of Modes Required	1						
4	TLP	MH4_CSD	32ft	Number of Modes Required	1			1			
5	TLP	MP1_CSD	40ft	Number of Modes Required	1			1			
6	TLP	OR1_CSD	32ft Multi Axle	Number of Modes Required	1						
7	TLP	PN1_CSD	32ft	Number of Modes Required	1		1				
8	TLP	RJ2_CSD	32ft	Number of Modes Required		1		1			
9	TLP	TN1_CSD	32ft	Number of Modes Required	1						
10	TLP	TN2_CSD	32ft	Number of Modes Required	1						
11	TLP	UP1_CSD	32ft	Number of Modes Required	1						
12	TLP	UP3_CSD	32ft	Number of Modes Required	1			1			
13	TLP	WB1_CSD	32ft	Number of Modes Required	1						
14	TLP	WB2_CSD	32ft	Number of Modes Required	1						
15	TXW	API_CSD	40ft	Number of Modes Required	1						
16	TXW	AS1_CSD	32ft	Number of Modes Required	1						
17	TXW	DL2_CSD	32ft	Number of Modes Required	1						
18	TXW	GJ1_CSD	32ft	Number of Modes Required	1						
19	TXW	GO1_CSD	20ft	Number of Modes Required	1						

Version 6.9 © Saddle Point Technologies (Optimized for Google Chrome)

Vehicle Requirement

## Dispatch Quantity Report

Saddle Point Technologies

Demand Planner Inventory Optimizer Network Optimizer Procurement Optimizer Analytics Configuration Manager Admin Configuration

Reports & Charts [BASE\_SCENARIO] Dispatch Report

1 of 22

Product Resource Location Location To Scenario Generate

	Product	Product Name	Location	Location Name	Location To	Location to Name	Resource	Time Series	03.10.2017	04.10.2017	05.10.2017
28	PEDDPLB3K	PLB 3KG X6	IN04	RDCS-Hyderabad	IN13	LUCKNOW	Multi_Axle_14MT	Dispatch Qty	166	71	
29	PEDDPMM20K	Puppy Meat & Milk 2C	IN04	RDCS-Hyderabad	IN13	LUCKNOW	Multi_Axle_14MT	Dispatch Qty	260		
30	PEDDPSB1200G	PSB 1.2KG X15	IN04	RDCS-Hyderabad	IN13	LUCKNOW	Multi_Axle_14MT	Dispatch Qty	10	7	
31	PEDDPSB3K	PSB 3KG X6	IN04	RDCS-Hyderabad	IN13	LUCKNOW	Multi_Axle_14MT	Dispatch Qty	20	20	
32	PEDDPLB10K	PLB 10KG	IN04	RDCS-Hyderabad	IN14	KOLKATA	Multi_Axle_14MT	Dispatch Qty	175		422
33	PEDDPLB1200G	PLB 1.2KG X15	IN04	RDCS-Hyderabad	IN14	KOLKATA	Multi_Axle_14MT	Dispatch Qty	35	13	5
34	PEDDPLB3K	PLB 3KG X6	IN04	RDCS-Hyderabad	IN14	KOLKATA	Multi_Axle_14MT	Dispatch Qty			10
35	PEDDPMM20K	Puppy Meat & Milk 2C	IN04	RDCS-Hyderabad	IN14	KOLKATA	Multi_Axle_14MT	Dispatch Qty	1,716	2,091	
36	PEDDPSB3K	PSB 3KG X6	IN04	RDCS-Hyderabad	IN14	KOLKATA	Multi_Axle_14MT	Dispatch Qty		4	10
37	PEDDPLB10K	PLB 10KG	IN04	RDCS-Hyderabad	IN16	PUNE	Multi_Axle_14MT	Dispatch Qty		618	
38	PEDDPLB3K	PLB 3KG X6	IN04	RDCS-Hyderabad	IN16	PUNE	Multi_Axle_14MT	Dispatch Qty			
39	PEDDPMM20K	Puppy Meat & Milk 2C	IN04	RDCS-Hyderabad	IN16	PUNE	Multi_Axle_14MT	Dispatch Qty			1,639
40	PEDDPSB3K	PSB 3KG X6	IN04	RDCS-Hyderabad	IN16	PUNE	Multi_Axle_14MT	Dispatch Qty		8	
41	PEDDPMM20K	Puppy Meat & Milk 2C	IN17	RDCImports-Chennai	IN07	CHENNAI	Truck_6.5MT	Dispatch Qty	20		
42	PEDDPLB3K	PLB 3KG X6	IN04	RDCS-Hyderabad	IN05	HYDERABAD	Truck_6MT	Dispatch Qty			158
43	PEDDPMM20K	Puppy Meat & Milk 2C	IN04	RDCS-Hyderabad	IN05	HYDERABAD	Truck_6MT	Dispatch Qty			382
44	PEDDPSB1200G	PSB 1.2KG X15	IN04	RDCS-Hyderabad	IN05	HYDERABAD	Truck_6MT	Dispatch Qty			
45	PEDDPSB3K	PSB 3KG X6	IN04	RDCS-Hyderabad	IN05	HYDERABAD	Truck_6MT	Dispatch Qty			62
46	PEDDPLB3K	PLB 3KG X6	IN04	RDCS-Hyderabad	IN05	HYDERABAD	Truck_9MT	Dispatch Qty	258		

Version 6.6 © Saddle Point Technologies (Optimized for Google Chrome)

# Vehicle Indenting and Trip Creation

The screenshot displays the Saddle Point Technologies web application interface. On the left, a navigation menu is open, highlighting 'VEHICLE INDENT CREATION'. The main content area shows a table with columns for 'TO LOCATION', 'DOCUMENT ID', 'DATE', 'QUANTITY', 'UOM', and 'VOLUME (CBM)'. The table contains several rows of data, including entries for 'DPUN - PUNE SALES DEPOT', 'DCH2 - CHENNAI SALES DEPOT 2', 'PR02 - RIPPLE MYSURU PLANT', 'MMYS - MYSURU MOTHER DEPOT', and 'DAHM - AHMEDABAD'. A second table below shows additional data with columns for 'TO LOCATION', 'DOCUMENT ID', 'DATE', 'QUANTITY', 'UOM', 'VOLUME (CBM)', and 'VEHICLE TYPE'. The interface includes a search bar, a user profile 'Hi Saddle Point', and various utility icons.

TO LOCATION	DOCUMENT ID	DATE	QUANTITY	UOM	VOLUME (CBM)
DPUN - PUNE SALES DEPOT	TRAIN	21-04-2020	3000	Cases	70
DCH2 - CHENNAI SALES DEPOT 2	8600026617	25-04-2020	500	Cases	60
PR02 - RIPPLE MYSURU PLANT	8600026619	25-04-2020	100	Cases	33
PR02 - RIPPLE MYSURU PLANT	8600026620	25-04-2020	200	Cases	55
MMYS - MYSURU MOTHER DEPOT	8600026621	25-04-2020	300	Cases	12
DAHM - AHMEDABAD	8600026600	25-04-2020	300	Cases	54

TO LOCATION	DOCUMENT ID	DATE	QUANTITY	UOM	VOLUME (CBM)	VEHICLE TYPE
DHPR - HINDUPUR	8600026603	25-04-2020	200	CASE	143	32 FEET
SCRAP - SCRAP	SCRAP	22-04-2020	100	KG		
DAMB - AMBALA	8600026611	25-04-2020	300	CASE	98	19 FEET

# Automated Bid Management

The screenshot displays the Saddle Point Technologies web application interface. The top left corner features the logo "Saddle Point Technologies". The top right corner shows a user profile icon labeled "Hi Saddle Point" and a power icon. A navigation menu is open on the left side, listing various modules: DASHBOARD, PLANNING, BID MANAGEMENT, SEND ENQUIRIES (highlighted), QUOTATIONS RECEIVED, VEHICLES CONFIRMED, VEHICLE DETAILS, CONTROL TOWER, PROOF OF DELIVERY, SERVICE SHEET, DATA MANAGEMENT, REPORTS, and CONFIGURATION MANAGER. The main content area displays a table with the following columns: DISPATCH DATE, FROM LOCATION, TO LOCATION, VEHICLE TYPE, and REQUIRED VEHICLES. The table contains two rows of data:

DISPATCH DATE	FROM LOCATION	TO LOCATION	VEHICLE TYPE	REQUIRED VEHICLES
25-04-2020	MMYS	DPUN	19 FEET	1
13-05-2020	DPUN	DGZD	32 FEET	1

# SMS and e-mail based e-Quotations

Quotation > Inbox x

support@saddlepointtech.com  
to arup.kar

Dear Pavan

You are requested to quote for the following

Date	Vehicle Type	From Location	To Location
15.11.18	9MT Truck	Hyderabad	Chennai
15.11.18	16MT Truck	Hyderabad	Chennai

[Click Here to Submit](#)

Quotation Confirmation > Inbox x

support@saddlepointtech.com  
to arup.kar 4:35 PM (0 minutes ago) ☆

Hi Supplier\_1,

Congratulations>Your quotation is confirmed. The details are as follows

Date of Dispatch: 2018-05-01

No of Vehicles : 1

Type of Vehicle : 32ft

Source Location : Pune Plant

Destination Location: TN

Please place the vehicles accordingly.

Regards,  
Saddle Point Team

### Enter Quotation Details

From Location	<input type="text"/>	Available Vehicles	<input type="text" value="0"/>
To Location	<input type="text"/>	Splitting Allowed	<input type="checkbox"/>
No Of Vehicles	<input type="text" value="0"/>	Fixed Cost	<input type="text"/>
Vehicle Type	<input type="text"/>	Variable Cost(Kg)	<input type="text"/>
Date Of Dispatch	<input type="text"/>	Variable Cost(Km)	<input type="text"/>

Optimal Automated Quote Selection with SMS and e-mail based Auto-Confirmation

# Control Tower with Real-time Alerts and Notifications

The screenshot displays a 'CONTROL TOWER' interface. At the top left is the 'Saddle Point Technologies' logo. The main area features a map of South India (Telangana, Andhra Pradesh, Karnataka) with a highlighted route. The route starts in Hyderabad, goes south to Anantapur, then east to Guntur, and finally north to Visakhapatnam. A search bar at the top right of the map area contains 'Vehicle Number' and a search icon. To the right of the map is an 'ALERTS & NOTIFICATIONS' panel with four items:

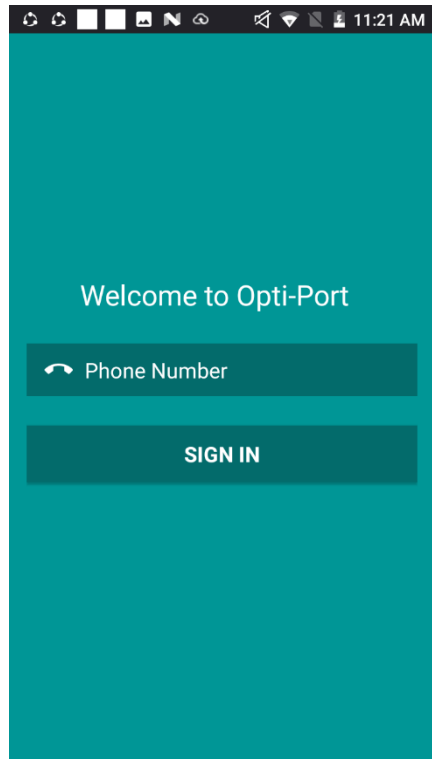
- Breakage Report in Deliver No 15379
- AP35P63954 has reached Bangalore
- POD of KL3A865 is received
- DL36A4332 is running behind schedule by 4 hrs

At the bottom right, a teal callout box contains the text: 'Configurable Alerts and Notifications'. The footer of the interface reads: 'Version 1.0 © Saddle Point Technologies (Optimized for Google Chrome)'.



# 4 Ways of Vehicle Tracking

---



Smartphone Based



Feature Phone Based



Active GPS Device



Manual Update

# SmartApp based e-Documentation

The image displays three screenshots of a mobile application interface. The first screenshot, titled 'Opti-Port', shows a list of customer details with fields for Name and Address. The second screenshot, titled 'Delivery Report', shows a summary of a delivery with Vehicle No. TS087656, Date 29-12-2018, and Dispatch ID 123456789, followed by a table of items. The third screenshot, titled 'Discrepancy Report', shows a summary with Dispatch ID 12345 and a table of items with discrepancies.

**Opti-Port**

**Customer Details**

Name : Akhil  
Address : MIG-59, National Highway 65, Ashok Nagar, Kukatpally Housing Board Colony, Kukatpally, Hyderabad, Telangana

**Customer Details**

Name : Imran  
Address : Plot No.1-60/2/A/5, Gachibowli - Miyapur Road, Anjaiah Nagar, Gachibowli, Hyderabad, Telangana

**Customer Details**

Name : Vinod  
Address : Regimental Bazaar, Shivaji Nagar, Secunderabad, Telangana 500003

**Customer Details**

Name : Dennis  
Address : SRT 1069, Sanath Nagar Road, Shivaji Nagar, Sanath Nagar, Hyderabad, Telangana

**Delivery Report**

Vehicle No : TS087656    Date : 29-12-2018  
Dispatch ID : 123456789

SKU Name	Qty
Panasonic P95	1
Panasonic P95	4
Panasonic P95	7
Panasonic P95	10
Panasonic P95	13
Panasonic P95	16
Panasonic P95	19
Panasonic P95	22
Panasonic P95	25
Panasonic P95	28

**Discrepancy Report**

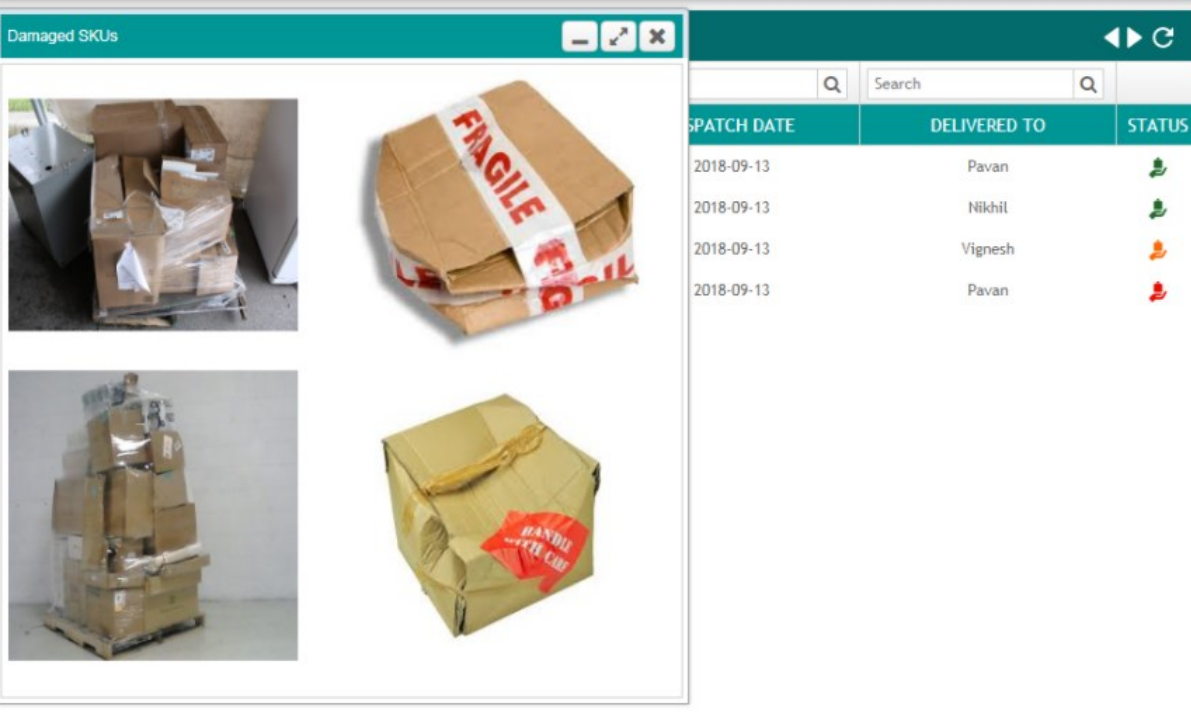
Dispatch ID 12345

SKU Name	Qty	Reports
Panasonic P95	1	M
Panasonic P95	4	M
Panasonic P95	7	M
Panasonic P95	10	M
Panasonic P95	13	M
Panasonic P95	16	M
Panasonic P95	19	M
Panasonic P95	22	M
Panasonic P95	25	M
Panasonic P95	28	M
Panasonic P95	21	M

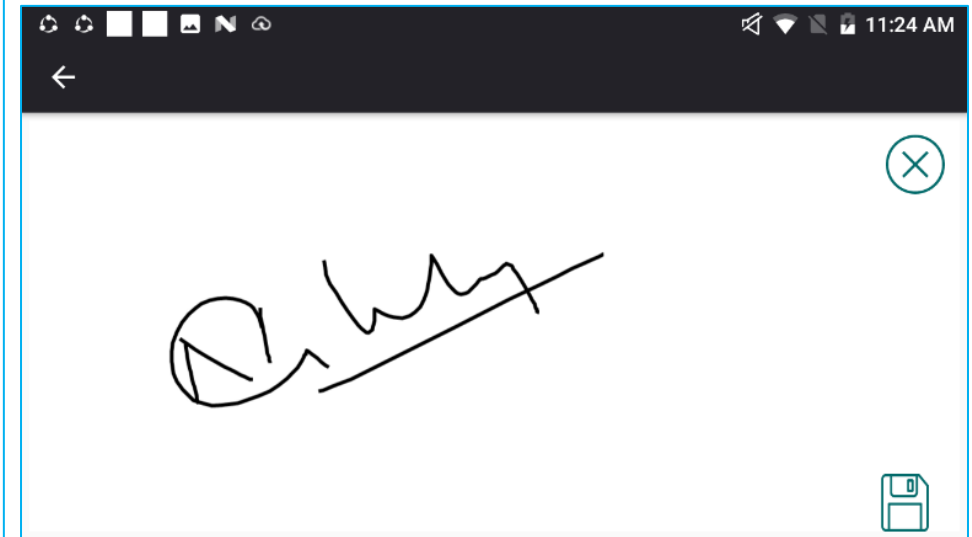
Smartphone based Delivery Details with Integrated Google Maps, Delivery Documents and Discrepancy Report

# PoD with Integrated Proof of Breakage

Damaged SKUs



DISPATCH DATE	DELIVERED TO	STATUS
2018-09-13	Pavan	
2018-09-13	Nikhil	
2018-09-13	Vignesh	
2018-09-13	Pavan	



Smartphone based Automation of Integrated Proof of Breakage and Proof of Delivery

# Automated Generation, Modification and Approval of Invoice

**Service Sheet** ✕

**To**  
Saddle Point

Note : Please submit invoice in HQ for inter depot transfers and to the respective depot/branch/plant for other movements

Billing Start Date : 01-07-2020    Billing End Date : 01-08-2020    Billing Type : Monthly Fixed

**From**  
TRANS1 - Transporter-1  
Bangalore  
GST#1

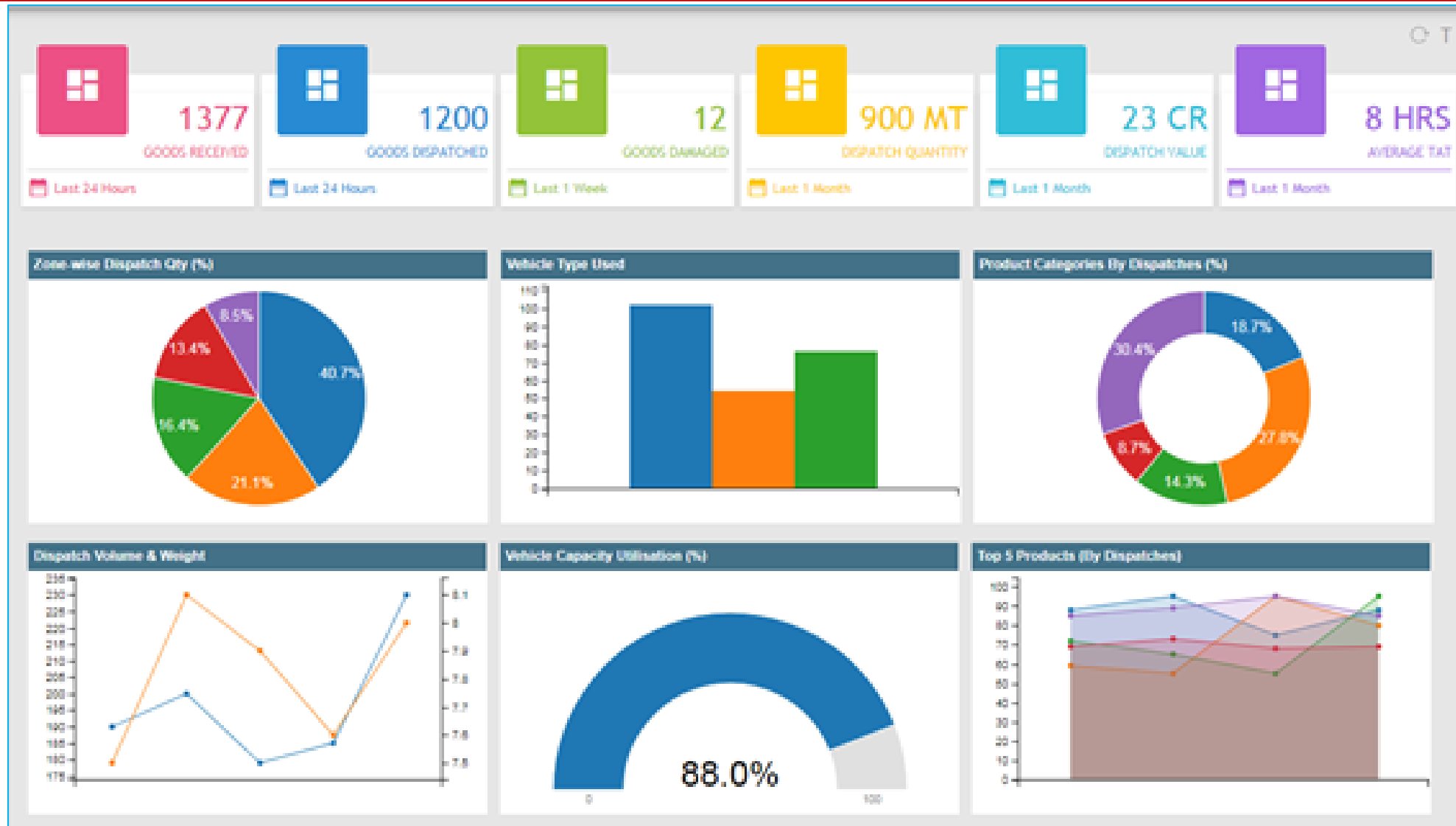
Trip ID	Document ID/OBD ID	Dispatch Date	From Location	To Location	Billing Location	Vehicle No/ LR No	OBD Qty/ Received Qty	Contract Price	Agreed Price	Addtl. Charges
444113	DOC6/ 23456	02-07-2020	LOC1	LOC4	LOC4/ GST#4	KA999/ 345	150/ 150	80000.0	0.0	₹
<b>Grand Total</b>									1120.0	

**SERVICE SHEET** ↻ ⏪ ⏩

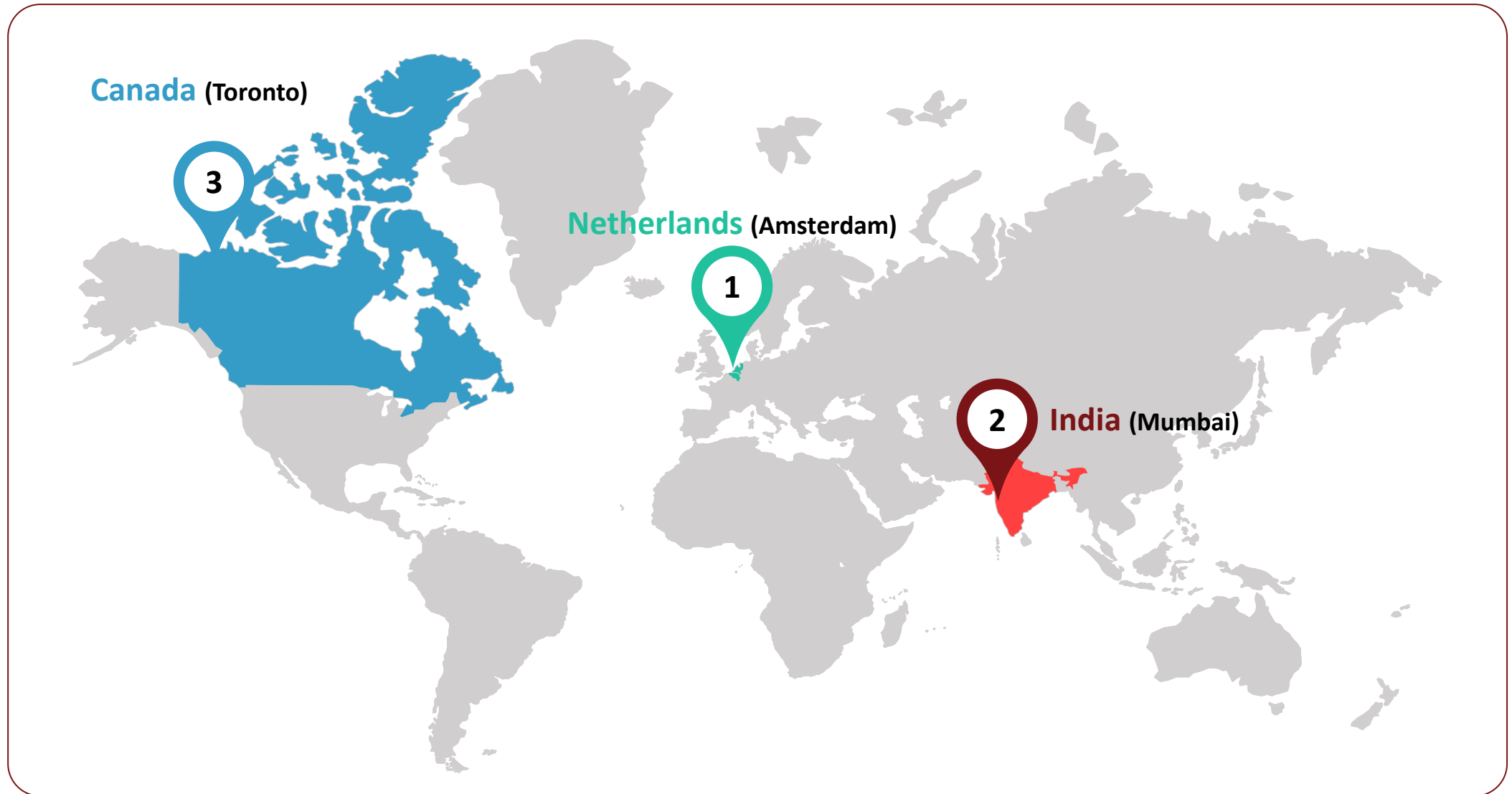
🔍
   🔍
   🔍
   🔍

TRANSPORTER NAME	SERVICE SHEET NO	BILLING START DATE	BILLING END DATE		
TRANS1 - Transporter-1	576	01-07-2020	01-08-2020		●
TRANS1 - Transporter-1	577	01-07-2020	01-08-2020		●

# Configurable Analytical Dashboard



# Our Global Presence





The logo for SCM WORX, with 'SCM' in a dark red font and 'WORX' in a grey font where the 'O' is a gear icon.


SCM WORX

A red telephone handset icon inside a circle.


+91 98862 22999    +1 416 628 2105

A red location pin icon inside a circle.

Keizersgracht 391 A, 1016EJ Amsterdam

A red envelope icon with an '@' symbol inside a circle.

rama@scmworx.com

A red globe icon inside a circle.

www.scmworx.com

**THANK YOU**

